

- Education

- Design Survey

- Collect Responses

- Analyze Results

- Analyze **BETA**

- [View Summary](#)

- [Browse Responses](#)

- [Filter Responses](#)

- [Crosstab Responses](#)

- [Download Responses](#)

- [Share Responses](#)

Displaying 378 of 1,705 respondents

Jump To:

Response Type:  
Normal Response

Collector:  
Web Link  
(Web Link)

Custom Value:  
*empty*

IP Address:  
117.211.27.91

Response Started:  
Monday, July 30, 2012 9:10:07 PM

Response Modified:  
Thursday, September 27, 2012 11:58:46 PM

### 1. Kindly provide the details of the institution

Name of Institution: - Vivekanand Mahavidyalaya

Year of Establishment of the Institution: - 1st Aug. 1989

Address Line 1: - Pandav Ward,

Address Line 2: - Vijasan Road,

City/Town: - Bhadrawati

State: - Maharashtra

Postal Code: - 442902

Email Address: - vmb.edu@rediffmail.com

### 2. NAAC Accreditation/ Reaccreditation Details

Year of Accreditation/ Reaccreditation: - Reaccreditation 2011

Current Grade: - C

CGPA: - 1.89

### 3. Institutional Status

Affiliated Permanent

### 4. Contact Person Details

Name of Head of Institution: - Dr. N.G. Umate

Contact Phone: - 9822626033

Email: - ngumate@rediffmail.com

Website URL: - www.vmb.edu.in

Name of IQAC Co-ordinator - Prof. J.P. Rakhunde

Email: - jyoti.rakhunde@gmail.com

### 5. Number of academic programmes existing ( Enter a number; 0 for nil)

Undergraduate (BA/B.Sc./B.Com etc.) - 04

Post Graduate (MA/M.Sc./M.Com etc.) - 05

Research Programmes (M.Phil/P.hD) - 00

Certificate Programmes - 01

Professional Programmes (B.Tech/M.Tech/B.Ed/M.Ed/Medicine/Pharmacy/Paramedical/Nursing etc) - 00

Other value added programmes - 05

Any other programme offered (Specify) - 02

### 6. Details on Programme Development ( Enter a number; 0 for nil)

New programmes added during the year - 00

New programmes designed - 02

Programmes under revision - 01

Interdepartmental collaborative programmes - 03

Inter institutional collaborative programmes - 00

Number of review committee recommendations implemented (Total) - 00

Number of NAAC peer team recommendations implemented - 04

Number of UGC/any other expert committee recommendations implemented - 01

Number of review committee recommendation under implementation - 00

Number of NAAC peer team recommendations under implementation - 04

Number of UGC/ any other expert committee recommendations under implementation - 02

### 7. Faculty Details ( Enter a number; 0 for nil)

Total faculty strength required as per norms for all programmes - 16

Total faculty on rolls - 14

Faculty added during the year - 00

Faculty positions vacant - 02

Faculty left during the year - 02

Total number of visiting faculty - 02

Total number of guest faculty - 00

## 8. Qualification of Faculty

PhD and Above - 03

MPhil - 14

Masters - 14

Any other (Specify) - 01

## 9. Faculty qualification improvement

PhD awarded to existing faculty - 02

MPhil awarded to existing faculty - 02

Any other degree awarded to existing faculty - 00

## 10. Administrative Staff Details ( Enter a number; 0 for nil)

Administrative staff (total sanctioned) - 08

Administrative staff (Actual strength) - 08

Added during the year of reporting - 00

Left during the year - 00

Number of posts vacant - 00

## 11. Technical Support Staff Details ( Enter a number; 0 for nil)

Technical Support Staff (Total sanctioned strength) - 0

Technical Support Staff (Actual strength) - 0

Added during the year - 0

Left during the year - 0

Number of posts vacant - 0

## 12. Establishment details

Year of establishment of IQAC - 22/12/2004

### 13. Composition of IQAC ( Enter a number; 0 for nil)

Number of IQAC members - 12

Number of Alumni in IQAC - 00

Number of Students in IQAC - 00

Number of Faculty in IQAC - 05

Number of Administrative Staff in IQAC - 02

Number of Technical Staff in IQAC - 00

Number of Management Representatives - 02

Number of External experts in IQAC - 02

Number of any other stakeholder and community representatives - 01

### 14. IQAC Meetings

Number of IQAC meetings held during the year - 01

### 15. Whether Calendar of activities of IQAC formulated for the academic year

Yes

### 16. IQAC Plans for Development ( Enter a number; 0 for nil)

Number of academic programmes proposed - 01

Number of value added programmes proposed - 03

Number of skill oriented programmes proposed - 02

Number of faculty competency and development programmes proposed - 03

Number of other staff development programmes proposed - 01

Number of student mentoring programmes proposed - 10

Number of co-curricular activities proposed - 06

Number of inter departmental cooperative schemes proposed - 03

Number of community extension programmes proposed - 01

Any other programmes proposed (Specify) - 0

### 17. IQAC Plans for development & Implementation ( Enter a number; 0 for nil)

Number of academic programmes implemented - 0  
 Number of value added programmes implemented - 03  
 Number of skill oriented programmes implemented - 02  
 Number of faculty competency and development programmes implemented - 00  
 Number of other staff development programmes implemented - 00  
 Number of student mentoring programmes implemented - 10  
 Number of co-curricular activities implemented - 06  
 Number of inter departmental cooperative programs implemented - 03  
 Number of community extension programmes implemented - 01  
 Any other programmes suggested that are implemented (Specify) - 00

### 18. IQAC Seminars and Conferences ( Enter a number; 0 for nil)

Number of seminars/ conferences/ workshops organized by IQAC within the institution - 0  
 Number of participants from the institution - 0  
 Number of participants from outside - 0  
 Number of external experts invited - 0  
 Number of external conferences/seminars/ workshops on institutional quality attended - 0  
 Number of events conducted with IQACs of other institutions as collaborative programmes - 0

### 19. Did IQAC receive any funding from UGC during the year ?

No

### 20. If the response to Qn. 18 is Yes, please provide the amount received from UGC - (Input 0 - if NA/NIL-) Any other source including internal financial support from the management (Specify amount)

Amount Received from UGC - 0  
 Amount Received from any other source including the college management - 0

### 21. Any significant contribution made by IQAC on quality enhancement during current year (Please provide details in bullet format)

1. Proposal to U.G.C. for Communicative English and Taxation. 2. Create NAAC culture among all stakeholders to meeting. 3. Preparation of S.S.R. for Re-accreditation

### 22. Academic Programmes

Number of new academic programmes developed or designed by faculty - 0

Number of faculty members involved in curriculum restructuring/revision/syllabus development - 0

Number of programmes in which evaluation process reformation taken up and implemented - 0

Number of active teaching days during the current academic year - 172

Average percentage of attendance of students - 75

Percentage of classes engaged by guest faculty and temporary teachers - 0

Number of self financed programmes offered - 01

Number of aided programmes offered - 02

Number of programmes discontinued during the year - 01

### 23. Whether any systematic student feedback mechanism is in place ?

Yes

### 24. Feedback Details (If answer to Question 20 is Yes)

Percentage of courses where student feedback is taken - 20

### 25. Is feedback for improvement provided to the faculty?

Yes

### 26. Faculty Research, Projects, and Publication details for the year

Number of major research projects undertaken during the year - 0

Number of minor research projects undertaken during the year - 0

Number of major ongoing projects - 0

Number of minor ongoing projects - 0

Number of major projects completed - 0

Number of minor projects completed - 0

Number of major project proposals submitted for external funding - 0

Number of minor project proposals submitted for external funding - 0

Number of research publications in peer reviewed journals - 0

Number of research publications in international peer reviewed journals - 0

Number of research publications in national peer reviewed journals - 0

Number of research papers accepted for publication in international peer reviewed journals - 0

Number of research papers accepted for publication in national peer reviewed journals - 0

Average of impact factor of publications reported - 0

Number of books published - 0

Number of edited books published - 0

Number of books (single authored) published - 0

Number of books (coauthored) published - 0

Numbers of conferences attended by faculty - 28

Number of international conferences attended - 01

Number of national conferences attended - 09

Number of papers presented in conferences - 03

Number of papers presented in international conferences - 01

Number of papers presented in national conferences - 01

Number of conferences organized by the institution - 0

Number of faculty acted as experts resource persons - 0

Number of faculty acted as experts resource persons - international - 0

Number of faculty acted as experts resource persons- national - 0

Number of collaborations with international institutions - 0

Number of collaborations with national institutions - 0

Number of linkages created during the year - 0

Total budget for research for current year as a percentage of total institution budget - 0

Amount of external research funding received in the year - 0

Number of patents received in the year - 0

Number of patents applied for in the year - 0

Number of research awards/ recognitions received by faculty and research fellows of the institute in the year - 05

Number of PhDs awarded during the year - 02

Percentage of faculty members invited as external experts/resource persons/reviewers/referees or any other significant research activities - 0

## 27. Student Details and Support Mechanisms

The total intake of students for various courses (Sanctioned) - 2460

Actual enrollment during the year - 396

Student dropout percentage during the year - 11

Success percentage in the final examination across the courses - 33

Number of academic distinctions in the final examination and percentage - 01

Number of students who got admitted to institutions of national importance - 0

Number of students admitted to institutions abroad - 0

Number of students qualified in UGC NET/ SET - 0

Number of students qualified GATE/ CAT/ other examination (Specify) - 01

## 28. Does student support mechanism exist for coaching for competitive examinations?

Yes

29. Student participation, if response is yes to Qn. 27

Number of students participated - 76

30. Does student counselling and guidance service exist ?

Yes

31. Student participation, if answer to Qn. 29 is yes

Number of students participated - 125

32. Career Guidance

Number of career guidance programmes organized - 06

Percentage of students participated in career guidance programmes - 15

33. Is there provision for campus placement?

Yes

34. If yes to Qn. 32

Number of students participated in campus selection programmes - 0

Number of students selected for placement during the year - 06

35. Does gender sensitization program exist ?

Yes

36. If Answer is Yes to Qn 34

Number of programmes organized - 01



### 37. Student activities

Number of students participated in external cultural events - 0
Number of prizes won by students in external cultural events - 0
Number of cultural events conducted by the institute for the students - 02
Number of students participated in international sports and games events - 0
Number of students participated in national level sports and games events - 0
Number of students participated in state level sports and games events - 0
Number of students participated in university level sports and games events - 0
Number of prizes won by students in international sports and games events - 0
Number of prizes won by students in national level sports and games events - 0
Number of prizes won by students in state level sports and games events - 0
Number of prizes won by students in university level sports and games events - 0
Number of sports and games events conducted by the institute for the students - 05

### 38. Composition of students

Percentage of Scheduled Caste - 23.73
Percentage of Scheduled Tribe - 9
Percentage of other backward communities - 56
Percentage of women students - 63
Percentage of physically challenged - 0
Percentage of rural students - 20
Percentage of urban students - 80

### 39. Scholarships and Financial Support

Number of students availing financial support from the institution - 04
Amount disbursed as financial support from the institution - 21930
Number of students awarded scholarship from the institution - 222
Number of students received notable national/international achievements/recognition - 0

### 40. Student initiatives

Number of community upliftment programmes initiated by students - 02
Number of literary programmes initiated by students - 0
Number of social action initiatives based on science / environment initiated by students - 01
Number of student research initiatives - 0

41. Whether perspective plan for overall developmental activities is created ?

Yes

42. If the answer for Qn. 40 is Yes, is the plan implemented and monitored ?

Yes

43. Whether benchmarking is created for institutional quality management efforts ?

Yes

44. If the answer to Question 42 is Yes, please list the benchmarking in various areas of development in bullet format

1)Teaching learning process : a) Academic Calender b) To use I.C.T. at least for 10 percent periods c) To organize seminar, debate for the student d) Two unit test, Assignments e) Feedback for each course 2) Extension Activities : a) Plantation of Medicine Plant b) Honey Bees project c) Campus Cleaning d) Wall Magazines 3) Research Activities: a) To attend and Organize seminars/workshops/conferences b) To present research paper in conference/seminar/ journal/ magazines c) At least one minor r major research project

45. Is a Management Information System (MIS) in place ?

Yes

46. If answer to question 44 is Yes, please provide details of MIS applied to 1. Administrative procedures including finance 2. Student admission 3. Student records 4. Evaluation and examination procedures 5. Research administration 6. Others (enter the respective details corresponding to the serial numbers)

1. Administrative procedures including finance : Executive Management Committee of Vivekanand Dnyanpeeth (Convent) Warora is a parent Institution works as a advisory. 2. Local Management Committee Comprises President of the Parent society as chairman, four members management committee, three teach representative, and Principal as a secretary. Working System : a)Committee Secretary organizes two annual meeting. b) LMC approve infrastructure development plans, audited statement of every financial year, give the consent financial budget, approve annual increments of the teaching-non teaching staff as per their performance. Give guidelines for institutional development. 3) Staff Council which comprises principal as a Head of the council, one is a secretary and all the faculty as a members. Staff Council form various committees for academic and extension activities and appoint their in charges. Discuss and implement various programmes in the college. Decision about UGC grants and their proper utilization. 4) Student Council consist class representative on merit basis, two lady representative, one NSS representative, one from sports and games, one from culture department, Council helps and organize various programmes. They place student grievances before the principal and council. STUDENT ADMISSION : Staff council form admission committee and it completes online admission according to norms of govt. and parent university. STUDENT RECORDS : The non teaching staff maintain cast, gender, religion, region and merit wise online record of the students. EVALUATION AND EXAMINATION PROCEDURE : Evaluation of students through assignment, unit test, viva-voice. Examination committee conduct internal exam. The university appoint Officer in charge for Univ. Exam. RESEARCH ADMINISTRATION : Research committee is formed for encouragement of research activities in the college.

#### 47. Existence of learning resource management

	Yes	No
e-database in library		X
ICT and smartclass room	X	
e-learning sources (e-Books, e-Journals)	X	
Production of teaching modules	X	
Interactive learning facilities	X	

**Comments:**

#### 48. Internal resource mobilization : Kindly provide the amount contributed

Research - 0

Consultancy and training - 0

Student contribution - 0

Alumni contribution - 2000

Wellwishers - 1500

#### 49. Infrastructure and welfare spending: Please specify the amount

Amount spent for student welfare - 1930

Amount spent for staff welfare - 0

50. Is delegation of authority practiced

Yes

51. Does grievance redressal cell exist ?

Yes

No

Faculty

X

Students

X

Staff

X

*Comments:*

52. Grievances received from faculty and resolved ( Enter a number; 0 for nil)

Number of grievances received - 0

Number of grievances resolved - 0

53. Number of grievances received from students and resolved ( Enter a number; 0 for nil)

Number of grievances received - 0

Number of grievances resolved - 0

54. Number of grievances received from other staff members and resolved ( Enter a number; 0 for nil)

Number of grievances received - 0

Number of grievances resolved - 0

55. Has the institution conducted any SWOT analysis during the year

Yes

56. The SWOT analysis was done by internal or by external agency

Internal

57. Kindly provide three identified strengths from SWOT Analysis (in bullet format)

1) Up gradation of faculty qualification : 03 faculty got PH.D. 2) Well Stock Library with internet access 3) Well developed infrastructure.

58. Kindly provide three identified weaknesses from the SWOT analysis (in bullet format)

1) Decline of the admission 2) Decline of results 3) A few research activities

59. Kindly provide two opportunities identified from the SWOT analysis (in bullet format)

1) Rigorous teaching learning process and better coaching through remedial programme for attracting more no. of students. 2) More intensive use of ICT 3) Scope for expanding the sports infrastructure

60. Kindly provide two identified challenges/threats from SWOT analysis (in bullet format)

1) Large scale of migration of the students towards other professional courses. 2) Lack of the easy access to the campus through public transport.

61. Identify any significant progress made by the institution towards acheiving the goals and objectives during the year (list below in bullet format)

1) Well established automated library services, E-books, E-journals through NLIST (INFLIBNET) 2) Girls Hostel under construction 3) Proposal sanctioned by UGC for new programme (Taxation & Communicative English) 4) Provide College campus to community for yoga in morning and evening classes. 5) Well developed green campus. 6) Provide gym facility to the students. 7) Available LCD, Interactive Board for E-Learning 8) Job placement assistance 9) Separate wash rooms for girls and boys. 10) Remedial class for weaker students.

62. How do you perceive the role of NAAC in the quality development of your institution (Suggestions in bullet format to be given below)

After two cycle NAAC accreditation , according peer teams recommendation college plan to develop in various activities for quality enhancement. NAAC inspires and create global competency among the higher education.

Follow Us:

- Facebook
- Twitter
- LinkedIn
- Our Blog

Help:

- Tutorials
- Answers & FAQs
- Contact Support

About Us:

- Management Team
- Board of Directors
- Partners
- Newsroom
- Contact Us
- We're Hiring
- Sitemap





Policies:

- Terms of Use
- Privacy Policy
- Anti-Spam Policy
- Security Statement
- Email Opt-Out

- 
- Dansk
  - Deutsch
  - English
  - Español
  - Français
  - ...
  - Italiano
  - Nederlands

- ...
- Norsk
- Português
- Русский
- Suomi
- Svenska
- \*\*(\*\*)

Copyright © 1999-2012 SurveyMonkey

-  Truste
-  BBOnline
-  Ramp Web
-  VeriSign
-  VeriSign